

Scaled data based on original data using
LM-79-08 Approved Method: Electrical and Photometric Measurements of Solid-
State Lighting Products

Test Report Prepared for
Cooper Lighting Solutions
(formerly Eaton)

Brand: INVUE

Report Number: P401612

Luminaire Tested: **ENT-SA1E-727-U-SL2**

Issue Date: 5/20/2020

Test Information

Test Method: LM-79-08
Report Number: P401612
TEST IS SCALED FROM IESNA LM-79-08 TEST DATA (G1-2004-754-1)
Test Lab: INNOVATION CENTER
Issue Date: 5/20/2020
Manufacturer: COOPER LIGHTING SOLUTIONS (FORMERLY EATON)
Product Line: INVUE
Catalog Number: ENT-SA1E-727-U-SL2
Description: ENTRI LED LUMINAIRE
(1) 70 CRI, 2700K, 1050mA LIGHTSQUARE WITH 16 LEDS AND TYPE II SPILL
LIGHT ELIMINATOR OPTICS
Light Source: -
Ballast/Driver: ELECTRONIC DRIVER

Summary

Lumens per Lamp: N/A
Luminaire Lumens: 5811 lumens
Efficiency: N/A
Efficacy: 101.6 lumens/watt
Luminous Opening: Rectangular (W 0.5' x L: 0.5' x H: 0')
IES Classification: Type III - Medium - Non-Cutoff
BUG Rating: B1 - U0 - G2

Input Watts (W): 57.2
Input Voltage (V): NR
Input Current (Ain): NR
Voltage Rise (V): NR
Power Factor: NR
Total Harmonic Distortion (THDi): NR
Frequency (hertz): 60
Stabilization Time: NR
Operation Time: NR
Ambient Temperature (°C): NR
Test Distance: 25 FT

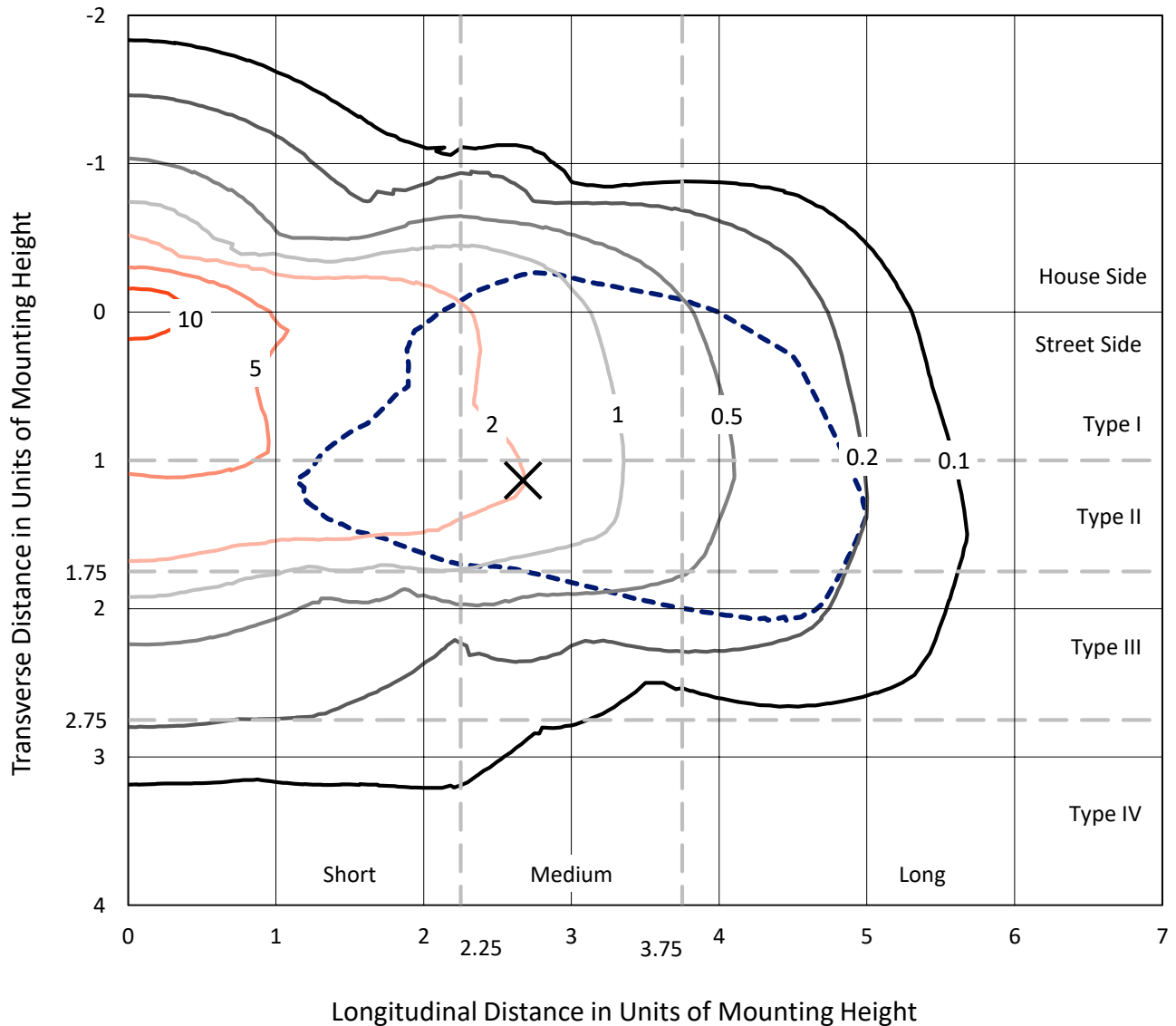


REPORT NUMBER: P401612

CATALOG NUMBER: ENT-SA1E-727-U-SL2

Iso-Footcandle Lines of Horizontal Illumination

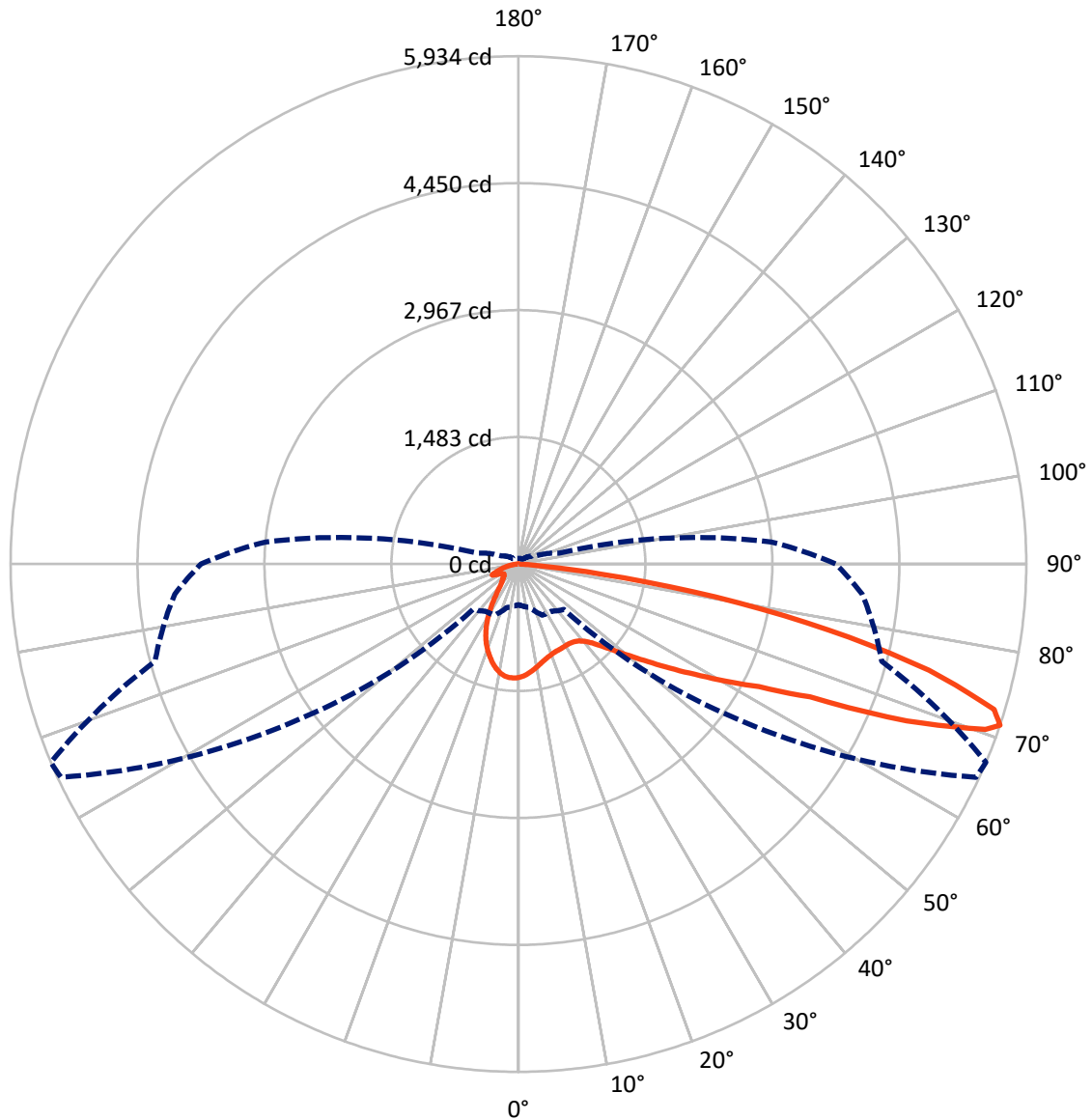
✕ Max cd
 - - - 1/2 Max cd



Based on 10 foot mounting height. Maximum calculated value = 13.3 fc
 Type III - Medium - Non-Cutoff

REPORT NUMBER: P401612
CATALOG NUMBER: ENT-SA1E-727-U-SL2

Luminous Intensity Polar Plot



— Vertical Plane Through 67-Deg Lateral - - - Horizontal Cone Through 71-Deg Vertical

REPORT NUMBER: P401612

CATALOG NUMBER: ENT-SA1E-727-U-SL2

FLUX DISTRIBUTION:

		Downward	Upward	Total
House Side	Lumens	1190.5	0.0	1190.5
	% Fixture	20.5	0.0	20.5
Street Side	Lumens	4620.5	0.0	4620.5
	% Fixture	79.5	0.0	79.5
Total	Lumens	5811.0	0.0	5811.0
	% Fixture	100.0	0.0	100.0

Coefficient of Utilization

ZONAL LUMENS:

Zone	Lumens	% Fixture
0°-10°	117.4	2.0
10°-20°	288.6	5.0
20°-30°	389.6	6.7
30°-40°	513.1	8.8
40°-50°	730.9	12.6
50°-60°	1116.5	19.2
60°-70°	1394.1	24.0
70°-80°	1125.3	19.4
80°-90°	135.6	2.3
90°-100°	0.0	0.0
100°-110°	0.0	0.0
110°-120°	0.0	0.0
120°-130°	0.0	0.0
130°-140°	0.0	0.0
140°-150°	0.0	0.0
150°-160°	0.0	0.0
160°-170°	0.0	0.0
170°-180°	0.0	0.0
0°-90°	5811.0	100.0
0°-180°	5811.0	100.0



REPORT NUMBER: P401612

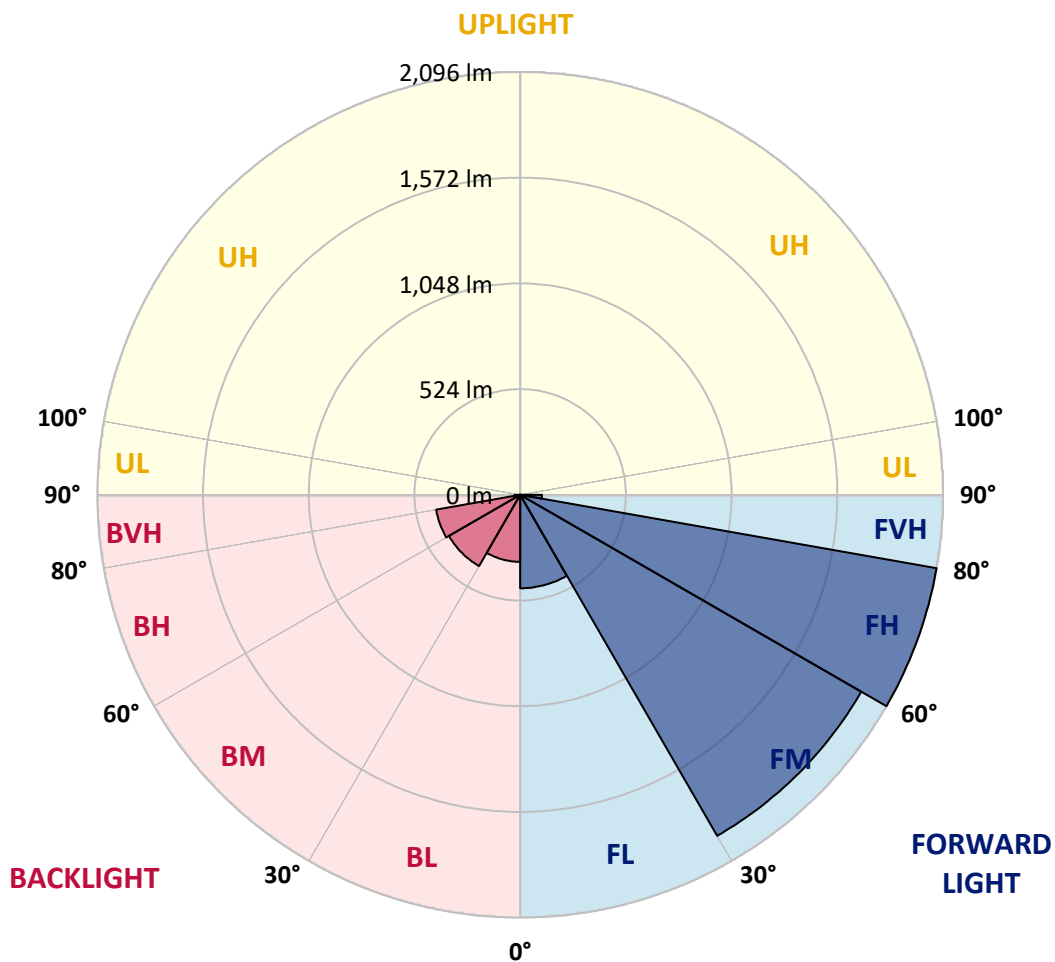
CATALOG NUMBER: ENT-SA1E-727-U-SL2

LUMINAIRE CLASSIFICATION SYSTEM LUMEN TABLE AND BUG RATING:

Zone		Lumens	% Fixture	Zone Rating/Lumen Limit		
				B	U	G
FL	(0°-30°)	463.4	8.0			
FM	(30°-60°)	1952.6	33.6			
FH	(60°-80°)	2096.3	36.1			G2/5000
FVH	(80°-90°)	108.2	1.9			G2/225
BL	(0°-30°)	332.2	5.7	B1/500		
BM	(30°-60°)	407.8	7.0	B1/1000		
BH	(60°-80°)	423.0	7.3	B1/500		G1/500
BVH	(80°-90°)	27.5	0.5			G1/100
UL	(90°-100°)	0.0	0.0		U0/0	
UH	(100°-180°)	0.0	0.0		U0/0	

BUG Rating: B1-U0-G2

Type III Medium





REPORT NUMBER: P401612

CATALOG NUMBER: ENT-SA1E-727-U-SL2

CANDELA DISTRIBUTION (FULL):

	0°	5°	15°	25°	35°	45°	55°	65°	67°	75°	85°
0°	1325.1	1325.1	1325.1	1325.1	1325.1	1325.1	1325.1	1325.1	1325.1	1325.1	1325.1
2.5°	1249.8	1255.6	1256.5	1268.2	1272.4	1285.7	1293.3	1305.8	1307.5	1315.0	1320.0
5°	1168.6	1169.5	1174.5	1184.5	1200.4	1224.7	1243.1	1274.0	1279.9	1301.6	1320.9
7.5°	1095.9	1100.0	1108.4	1123.5	1141.9	1170.3	1198.7	1241.4	1249.8	1284.9	1321.7
10°	1046.5	1050.7	1057.4	1074.1	1092.5	1124.3	1158.6	1207.9	1217.1	1265.7	1319.2
12.5°	1007.2	1011.4	1016.4	1034.8	1054.9	1086.7	1121.8	1177.0	1186.2	1242.2	1313.4
15°	981.2	982.1	988.8	1003.8	1026.4	1057.4	1092.5	1149.4	1160.3	1223.8	1311.7
17.5°	965.4	967.0	972.9	984.6	1004.7	1034.8	1069.1	1126.8	1139.4	1208.8	1312.5
20°	966.2	967.9	971.2	975.4	989.6	1015.5	1051.5	1110.1	1122.6	1199.6	1318.4
22.5°	983.8	984.6	985.4	979.6	984.6	1003.0	1038.1	1098.4	1111.7	1195.4	1325.1
25°	1017.2	1017.2	1015.5	1002.2	991.3	998.8	1030.6	1094.2	1107.6	1192.1	1331.8
27.5°	1063.2	1066.6	1058.2	1042.3	1017.2	1004.7	1028.9	1090.8	1104.2	1192.1	1335.1
30°	1126.0	1127.6	1124.3	1103.4	1062.4	1028.1	1033.9	1088.3	1101.7	1190.4	1335.9
32.5°	1189.5	1194.6	1198.7	1180.3	1131.0	1069.9	1054.0	1091.7	1103.4	1189.5	1333.4
35°	1254.0	1257.3	1277.4	1274.0	1220.5	1132.7	1086.7	1105.1	1115.1	1193.7	1335.1
37.5°	1309.2	1316.7	1346.0	1368.6	1326.7	1218.0	1142.7	1134.3	1140.2	1214.6	1344.3
40°	1368.6	1379.4	1422.9	1465.6	1447.2	1325.1	1222.2	1187.0	1185.4	1253.1	1366.9
42.5°	1435.5	1448.0	1504.1	1566.0	1571.8	1461.4	1328.4	1261.5	1259.8	1319.2	1416.2
45°	1514.1	1525.8	1602.0	1675.6	1711.5	1613.7	1458.9	1366.9	1367.7	1411.2	1494.9
47.5°	1611.2	1629.6	1703.2	1796.9	1861.3	1785.2	1617.0	1514.1	1507.4	1550.1	1623.7
50°	1747.5	1762.6	1823.6	1914.8	2027.7	1992.6	1816.1	1691.5	1686.4	1706.5	1796.0
52.5°	1890.6	1895.6	1924.9	2019.4	2209.3	2244.4	2061.2	1911.5	1892.2	1903.1	2010.2
55°	1898.9	1909.8	1929.0	2048.7	2372.4	2546.4	2331.4	2170.8	2145.7	2138.2	2253.6
57.5°	1724.9	1742.5	1767.6	1922.3	2379.1	2895.2	2715.4	2473.6	2428.4	2390.8	2513.8
60°	1356.0	1378.6	1424.6	1614.5	2209.3	3094.3	3356.2	2813.2	2773.1	2645.1	2768.1
62.5°	980.4	989.6	1033.9	1119.3	1753.4	3106.0	4023.7	3256.6	3157.1	2892.7	2987.2
65°	789.7	804.7	818.1	817.3	1038.1	2754.7	4467.1	4045.5	3745.1	3169.6	3228.2
67.5°	650.8	655.8	688.5	745.3	706.0	1701.5	4511.4	5198.2	4893.7	3542.7	3514.3
70°	543.7	545.4	578.0	680.1	675.9	878.4	3782.8	5861.6	5787.9	4155.0	3961.8
71°	476.0	490.2	526.2	658.3	672.6	750.4	3213.9	5896.7	5933.5	4395.1	4031.2
72.5°	374.8	374.8	425.8	604.0	678.4	692.6	2368.2	5705.1	5811.4	4667.8	3910.8
75°	220.0	218.3	245.9	420.8	693.5	690.1	1293.3	4741.4	4956.4	4717.2	3619.7
77.5°	123.8	126.3	141.4	234.2	550.4	662.5	742.8	3452.4	3705.8	3945.9	3060.9
80°	56.9	60.2	71.1	113.8	324.6	572.2	530.4	2241.9	2338.1	2371.6	1446.4
82.5°	15.1	16.7	21.7	43.5	125.5	389.8	392.3	938.6	969.5	560.5	310.4
85°	0.0	0.0	0.0	0.0	1.7	47.7	111.3	169.0	140.5	74.5	63.6
87.5°	0.0	0.0	0.0	0.0	0.0	1.7	2.5	3.3	3.3	3.3	4.2
90°	0.0	0.0	0.0	0.0	0.0	0.0	0.0	0.0	0.0	0.0	0.0



REPORT NUMBER: P401612

CATALOG NUMBER: ENT-SA1E-727-U-SL2

CANDELA DISTRIBUTION (continued):

	90°	95°	105°	115°	125°	135°	145°	155°	165°	175°	180°
0°	1325.1	1325.1	1325.1	1325.1	1325.1	1325.1	1325.1	1325.1	1325.1	1325.1	1325.1
2.5°	1324.2	1327.6	1333.4	1332.6	1330.9	1320.9	1326.7	1320.9	1320.0	1317.5	1318.4
5°	1327.6	1332.6	1335.9	1328.4	1315.9	1294.1	1286.6	1267.3	1254.8	1248.1	1244.8
7.5°	1332.6	1335.9	1334.3	1313.4	1280.7	1239.7	1204.6	1177.0	1147.7	1142.7	1141.0
10°	1332.6	1335.9	1322.6	1282.4	1226.4	1161.9	1108.4	1063.2	1018.1	1001.3	1003.8
12.5°	1329.2	1330.9	1300.0	1235.6	1154.4	1066.6	991.3	916.8	859.1	824.0	817.3
15°	1326.7	1324.2	1269.9	1177.0	1069.1	960.3	846.6	746.2	677.6	631.6	625.7
17.5°	1326.7	1317.5	1233.9	1110.1	976.2	826.5	675.9	567.2	491.0	464.3	463.4
20°	1328.4	1308.3	1195.4	1040.6	860.8	667.6	504.4	411.6	383.1	378.9	379.8
22.5°	1330.1	1295.8	1153.6	962.0	732.0	497.7	360.5	327.1	329.6	339.6	338.8
25°	1328.4	1279.1	1104.2	874.2	591.4	358.9	291.1	282.7	297.8	309.5	312.9
27.5°	1324.2	1257.3	1051.5	769.6	450.9	282.7	254.3	253.5	268.5	279.4	278.6
30°	1311.7	1231.4	990.5	659.2	325.4	240.9	229.2	231.7	241.8	251.8	251.8
32.5°	1298.3	1202.1	926.0	538.7	250.1	218.3	214.2	215.0	221.7	229.2	228.4
35°	1284.1	1173.7	860.0	413.2	219.2	204.9	203.3	202.4	204.9	206.6	206.6
37.5°	1275.7	1148.6	787.2	311.2	202.4	196.6	193.2	189.9	189.1	187.4	185.7
40°	1279.1	1131.8	716.9	240.9	192.4	187.4	182.4	177.3	174.0	172.3	171.5
42.5°	1302.5	1126.8	639.1	207.5	183.2	179.0	172.3	164.0	160.6	160.6	159.8
45°	1356.9	1141.9	566.3	190.7	174.8	169.8	158.9	153.1	150.6	151.4	151.4
47.5°	1442.2	1184.5	501.1	182.4	169.0	161.5	148.9	143.0	141.4	142.2	142.2
50°	1570.2	1264.8	434.2	174.8	162.3	152.2	141.4	134.7	132.2	132.2	132.2
52.5°	1757.5	1397.0	385.6	169.8	156.4	144.7	133.8	126.3	123.0	123.0	122.1
55°	1985.9	1569.3	367.2	166.5	148.9	138.0	126.3	118.8	113.8	112.1	112.9
57.5°	2236.0	1792.7	394.0	165.6	140.5	130.5	118.8	109.6	104.6	103.7	102.9
60°	2493.7	2014.4	471.0	161.5	133.8	121.3	110.4	102.1	97.0	95.4	94.5
62.5°	2716.2	2235.2	598.1	158.1	128.8	112.9	101.2	93.7	89.5	87.0	87.0
65°	2984.7	2488.7	792.2	162.3	126.3	104.6	92.9	86.2	82.8	80.3	80.3
67.5°	3351.1	2864.3	939.4	182.4	132.2	97.9	83.7	78.6	76.1	74.5	74.5
70°	3711.7	3075.1	653.3	214.2	147.2	92.0	75.3	71.9	70.3	68.6	68.6
71°	3706.7	2962.1	491.0	221.7	152.2	90.3	71.9	69.4	67.8	66.9	66.1
72.5°	3521.0	2692.8	352.2	215.0	149.7	85.3	67.8	65.2	63.6	63.6	62.7
75°	3157.9	2373.2	275.2	179.9	125.5	76.1	60.2	58.6	56.9	56.0	56.9
77.5°	2587.4	1898.9	216.7	142.2	95.4	62.7	53.5	51.0	50.2	49.4	50.2
80°	1188.7	827.3	158.1	110.4	71.1	50.2	45.2	44.3	43.5	42.7	42.7
82.5°	286.1	231.7	84.5	73.6	48.5	38.5	36.0	36.0	36.0	35.1	35.1
85°	62.7	62.7	34.3	34.3	29.3	26.8	28.4	28.4	28.4	26.8	26.8
87.5°	3.3	10.0	10.9	15.9	16.7	15.9	19.2	20.1	19.2	18.4	17.6
90°	0.0	0.0	0.0	0.0	0.0	0.0	0.0	0.0	0.0	0.0	0.0

(END OF REPORT)